


How to turn off your notifications on your phone?

i phone

Most notification settings can be customized for each app. You can turn app notifications on or off, have notifications play a sound, choose how and where you want app notifications to appear when your device is unlocked, and more.

1. Go to Settings  > Notifications.
2. To choose when you want most notification previews to appear, tap Show Previews, then select an option—Always, When Unlocked, or Never. (You can override this setting for individual apps.)
3. Previews can include things like text (from Messages and Mail) and invitation details (from Calendar).
4. Tap Back, tap an app below Notification Style, then turn Allow Notifications on or off.
5. If you turn on Allow Notifications, choose how and where you want the notifications to appear for the app—for example, on the Lock Screen or in Notification Center.
6. You can also set a notification banner style, sound, and badges for many apps.
7. Tap Notification Grouping, then choose how you want the notifications grouped:
 - *By App*: All the notifications from the app are grouped together.
 - *Automatic*: The notifications from the app are grouped according to organizing criteria within the app, such as by topic or thread.
 - *Off*: Turn off grouping.

To turn off notifications selectively for apps, go to Settings > Notifications > Siri Suggestions, then turn off any app.

Android

To turn off notifications on your Android device on a one-off basis, follow these steps:


1. Launch the Settings app, then tap "Notifications."
2. You'll be shown a list of apps. Toggle the switch beside any app for which you want notifications turned off, so it turns gray.
3. If you want to customize how a specific app shows notifications — in other words, whether it plays sound, shows a notification badge, and more — instead of turning it off, tap "Advanced" at the top of the notifications screen, then tap the app that you want to customize. You'll be able to customize the app's notifications on the screen that appears.

< NOTIFICATIONS

ADVANCED

Notifications from:

All apps


 Apple Music

 Bixby Home

 Briefing

 Calculator

 Calendar

 Call Recorder

 Chrome

 Drive

 Duo

 Email

 Excel

 Facebook